Portable Charging Solutions

Fast recharging power brought to your site.

Transform how you provide power

The key to superior worksite efficiency

Our portable FCS charger is the portable charging solution of the future. The towable Lithium-ion battery powered charger provides an efficient way to charge both vehicles and electric equipment. Up to 220 kW DC output in standalone mode split across the two guns and up to 240 kW DC in the simultaneous Charge-to-Recharge mode make the FCS the charger of the future.

Perfectly suited for rental companies that target both construction and event industries. Whether you need power for your electric construction equipment or temporary power for events, the FCS is the easy choice. With simple setup and control through the ECOController and full 2-way communication, you can enjoy a true peace of mind operation.

The FCS provides superior jobsite efficiency. Rather than having to move each machine to a dedicated charging port, you can charge the machine during breaks and get back to work without any delays. Boost productivity by up to 200% which ensures faster completion of projects and superior operational efficiency. Take advantage of less than an hour of recharge time and setup of the charging operation in around 10 seconds to boost productivity to new levels.

On-the-fly user managment enables the operator on site to add and manage users, create accounts or issue RFID authentification tags. A guided user interface then guarantees access only to the assigned security level.

Charge to discharge

The charge-to-discharge functionality allows to combine the internal battery capacity with additional external AC or DC sources to achieve output power exceeding the standalone rating.

Your all in one charging solution

Construction

Events

Renewables

Recharging points

Benefits

IP55
Harsh environments

70 kW / 1s
AC Power Boost

<1 Hour
Fast Recharge

2x Increased
Productivity

<3.5t
Safe and easy transport

Payment and Authetification via
OCCP possible

Fast set up
10s

Fast **User Management**
at the machine

FCS 220-240

240 kW DC + 50 kW AC

240 kWh

Key features

Connections

- CEE In- and Output sockets
- 2x CCS2 guns with 9m cable
- CCS2 Input port
- Diesel Generator control

Service

- Extended Warranty and TRP
- Fleetlink Monitoring and Access
- Low Maintenance
- Predefined Service offerings

Safety

- Smoke, Fire, H2 detection
- Visual and audible alarm
- FSS + Water inlet
- Lockable doors (Daily / Service)
- Emergency Stop

Customize

- Dedicated One color design (RAL)
- Dedicated Special color (RAL)
- Sustainability branding

ECO Controller, the brain of the solution

The ECO ControllerTM by Atlas Copco, is a human- machine interface (HMI) that provides operators with full control over their temporary power applications by optimizing energy generation, distribution, and consumption through advanced data management.

Why ECO Controller?

- Fully flexible and customizable
- Provides remote control and is open to communicate with third party monitoring systems

Flexible and consistent software

- In-house development
- Same user experience in all products
- Scalable for global solutions and future applications

What does it do?

- It controls and monitors the power output integrating the collected data
- Centralizes all hybrid energy sources

Connected

- Manual and automated controls
- Ensures optimal performance
- Increases component lifetime

Frictionless

- User friendly
- Dedicated for Rental Industry
- Ensures seamless interface
- Client driven software

Versatility

- The “conductor” that orchestrates energy sources with a demand side craving cleaner solutions

Boosting power on site

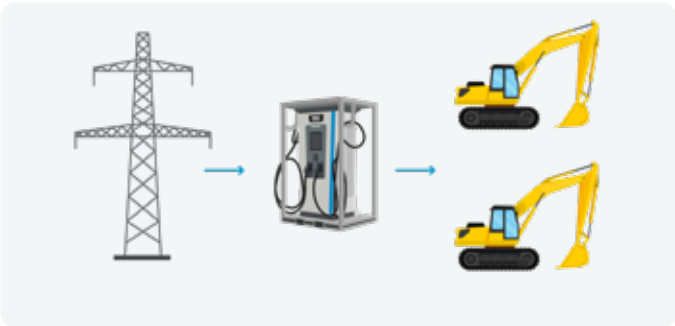

Machinery electrification

Boosting the grid

- No need of extending the grid
- Decrease construction project timeline
- Increase operational hours

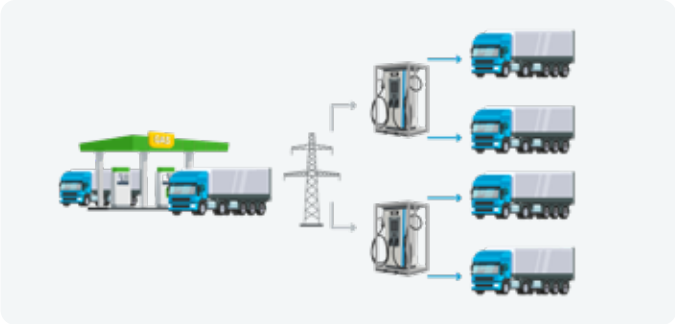

Temporary recharging station

High demand

- No need of fix installation investment
- Cover seasonal or trend needs
- Scalable

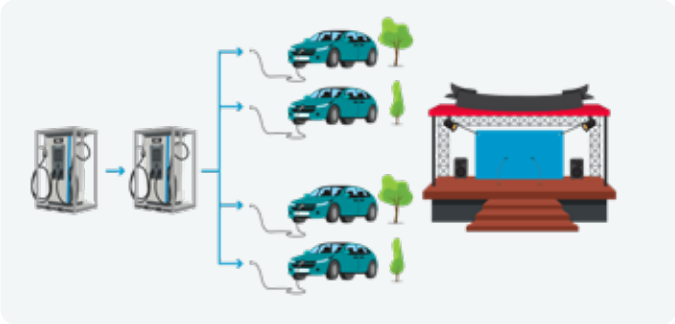

Events

Remote, no access to the grid

- Remote areas with no grid access
- Perfect match with Mobile renewables (solar)
- Mobile around the site for convenience

EV charging station and grid booster

The electrification of the equipment calls for compliant and efficient recharging stations. Providing a full portfolio of and the Fast Charger ensure flexible performance on site. Atlas Copco's F range increases the charging rate of battery-driven heavy machinery, equipment and vehicles.

The modularity of this solution will allow the end user to design the best set up for every application. And, when the grid available is limited, and the electric and battery-driven loads are peaking, a ZBC is ideal to boost the grid to cover that high demand.

Technical specifications

General data		FCS 220-240
Nominal output pover DC	kW	220 (240 assisted)
Nominal output power AC	kW	50
Nominal voltage / frequency (AC)	V / Hz	400 / 50
Output voltage (DC)	VDC	200-950
Output current (DC)	A	250
Input Power DC / AC	kW	up to 192 / 90
Energy Storage		
Nominal energy storage capacity	kWh	233
Net energy storage capacity*	kWh	209.7
Battery system voltage	VDC	768
Rated current discharge	A	302
Recharge time DC / AC	h	0,9 / 2,3
Depth of discharge (DoD%)	%	90%
Total energy through output up to	MWh	869,7
Expected cycle life		4000 (@DoD 80%,EOL 70%,25°C)
Protection degree		IP 54
Operating temperature**	°C	-20 to 50
Dimensions (L x W x H)	mm	4,670 × 2,200 × 2,520 (W/ trailer)
Weight	kg	3500
Sound level (LvA / LpA 7 meter)	dB(A)	<70

Performance		
Max Passthrough current	A	n/a
Maximum peak power/time	kW/s	70 / 1s
Continuous mode pover/time	kW/min	50 / -
Generator size recommended	kVA	120
Balance batteries		automatic/ 6 months
Heating and cooling system		Liquid cooling + Cell level heating
Connections		
Input Connection (AC)	1x 125A CEE / 1x 32A CEE	
Input Connection (DC)	1x CCS2	
Output Connection (AC)	1x 63A CEE; 1x 32A CEE; 1x 16A 1ph	
Output Connection (DC)	2x CCS2 (9m cable)	
Cycle duration		
Discharge h	Power %	Recharge h
0,8	100%	3,1
1,1	75%	3,9
1,6	50%	6,2
2,9	25%	14,9
Derating		
Minimum altitude w/o derating	m	2000
Min temperature w/o derating	°C	0

Battery		
Quantity		5
Battery type		LiFePo4
Nominal voltage	VDC	153.6
Rated capacity (@25°C)	Ah	304
C-rate discharge		1(3C 30s)
End of Life (EoL%)	%	70
Weight (unit/total)	kg	305 / 1525

ECO controller		
Max. Auxiliary Consumption	kW	tbc
Communication ports		Ethernet (WAN/LAN), OCCP
Min/Max operating temperature	°C	-20°C - +55°C
Screen size		10 inch
SerialMode		
Standard		

Inverter		
Quantity		4
Nominal power Inverter	kVA/kW	15 / 15
Peak efficiency	%	96%
Input DC voltage range	VDC	0
Build in transformer		no
Bi-directional		no
Power factor		-1…1

Features and Options		
HVAC system kW	Standard	included / liquid cooling
Trailer option (weight)	Option	included
Status LED	Option	5 segment SOC + Warnings
Fire alarm	Option	Smoke, Heat, H^2
FSS (type of component)	Option	included
Water input connection	Standard	included
Fleetlink / 2-Way Comm	Standard	yes

Nominal values are considered under standard reference environmental conditions of: 25 °C, 100 kPa and 30% relative humidity. For nominal values efficiencies, deratings and DoD are not considered and tested parameter related to PF=1 as steady state operation conditions (and not continuous power operation), following IEC62933 definitions. **To avoid derating, options for Cold weather (heaters) might be needed. Atlas Copco will keep the rights to change any data when necessary due to any reason.

FCP 160 - FCP 480

160 kW - 480 kW

Benefits

IP55
Harsh environments

Up to **1000VDC**
Harsh environments

Easy
Power connections

Compatible
with payment systems.

Robust
Crash frame

7X
Faster compared to wall charger

*Considering average electric car with 70kWh battery

Versatile
Crash frame

Connected
Monitoring trough Fleet link

Technical information

General technical data		FCP 160	FCP 240	FCP 360	FCP 480
Rated power input/output (PF=0,99)	kW	160	240	360	480
Connector type		2 x CCS 2			
Number of ouputs / cable length		2 / 7 Meters			
Charging Current	A	200	300	500A (liquid cooled) 200A (Air cooled)	
Rated input voltage (50Hz)	VAC	380 VAC +/-15%			
Ouput voltage range	VDC	200-1.000			
Input Type		4x Powerlock receptacle 400A			
Ingress Portection IP		55			
Peck effeciency		96%			
Cooling methode for AC / DC		Forced Air cooling			
Operating temperature	°C	-25°C to 50 °C			
Communication interface		Ethernet/GPS/3G/4G/WIFI			
Sound power level at 1m	dB(A)	<70	<70	<65	<65
Dimensions and weight					
Dimensions (LxWxH)	mm	1.408x1.308x2.376	1.408x1.308x2.376	2.000x2.600x2.343	2.000x2.600x2.343
Weight	kg	750	850	1.900	2.000

General technical data		FCP 240
Rated power input/output (PF=0,99)	kW	240
Connector type		2 x CCS 2
Number of ouputs / cable length		2 / 7 Meters
Charging Current	A	300
Rated input voltage (50Hz)	VAC	480 VAC +/-15%
Ouput voltage range	VDC	200-1.000
Input Type		4x Powerlock receptacle 400A
Ingress Portection IP		55
Peck effeciency		96%
Cooling methode for AC / DC		Forced Air cooling
Operating temperature	°C	-25°C to 50 °C
Communication interface		Ethernet/GPS/3G/4G/WIFI
Sound power level at 1m	dB(A)	<70
Dimensions and weight		
Dimensions (LxWxH)	Inch	(55.4x51.5x93.5 in)
Weight	kg	850

Product portfolio

Energy Storage Systems

Portable
2–6 kVA

Mobile
15-150 kVA

Container
250–1000 kVA

Fast Charging Station

Light Towers

Hybrid stageV

Solar

Electric

Diesel stageV

Generators

Hybrid stageV
120 - 200 kVA

Specialized stageV
1,6 - 660* kVA

Versatile
9-1500* kVA

Large Power stageV
1350 kVA

*Multiple configurations available to produce power for any size application

Dewatering Pumps

Electric submersible
up to 18 000 l/min

Electric self-priming centrifugal
833–23.300 l/min

Self-priming centrifugal
833–23.300 l/min

Online Solutions

FleetLink

Intelligent telematics is a system that helps optimize fleet usage and reduce maintenance, ultimately saving time and cutting operating costs.

Pump sizing calculator

With a few inputs, this pump sizing calculator will help you to compare dewatering submersible models and find the right one for you.

ECO calculator: Your sizing tool

A useful calculator to help you choose the best solution for your power and light needs.

Atlas Copco Power Technique
www.atlascopco.com

2958 2560 00 © Atlas Copco Portable Power and Flow division. 2026